

2019



ASBK.COM.AU f t i y

Round 3 : The Bend Motorsports Park : April 25 - 28

YMI AUSTRALIAN SUPERSPORT 300 CHAMPIONSHIP

Qualifying 1

 Date: 26/04/19
 Event: Q05
 Weather: Cloudy/windy - 15.4C
 Track: Dry - Temp: 17.6C

 Started at: 16:55:08
 Laps: 20 Min
 Starters: 37
 Printed at: 17:27

PROVISIONAL CLASSIFICATION

Pos	No	Name	Machine	Fastest Lap	On Lap	Behind Leader	Behind Prev	Top Speed
1	45	Olly SIMPSON (SA) / Simpson Crash / Simpson Signs	Yamaha R3 321	2:10.949	5 of 8			188
2	20	Hunter FORD (NSW) / Yamaha / YRD / Held Aus / Schubert Aus / SpeedAngle Aust. / Sportcycles Dynotune	Yamaha R3 321	2:11.010	5 of 7	.061	.061	199
3	72	Ben BAKER (NSW) / Jekyl & Hyde / Motostars / Two Wheel Obsession / SCK Excavations / U Tech Fite	Yamaha R3 321	2:11.696	6 of 8	.747	.686	192
4	87	Zac LEVY (QLD) / Puma RV's / YRD / Hannay Lawyers / Race Art Aust. / BEAN Industries / Sydney Dyno	Yamaha R3 321	2:11.702	6 of 8	.753	.006	194
5	333	Yanni SHAW (NSW) / WRP Bridgestone	Kawasaki EX 400	2:11.851	6 of 8	.902	.149	200
6	43	Harry KHOURI (NSW) / Excite M-sports / NSW Helicopters / Shark Leathers / Motonational Accessories	Yamaha R3 321	2:11.989	8 of 8	1.040	.138	197
7	308	John LYTRAS (QLD) / Caboolture Yamaha / Sport Savvy Aust. / Jekyl & Hyde / South Sydney Commercial	Yamaha R3 321	2:12.270	3 of 4	1.321	.281	197
8	66	Mitchell SIMPSON (SA) / Simpson Crash / Simpson Signs	Yamaha R3 321	2:12.455	3 of 8	1.506	.185	194
9	151	Locky TAYLOR (QLD) / Yamaha Aust. / YRD / Shark Leathers / X-lite Helmets / RideDynamics / Yamalube	Yamaha R3 321	2:12.490	6 of 8	1.541	.035	193
10	81	Senna AGIUS (NSW) / Schuberth / Held / Bikebiz / JMT Civil	Kawasaki EX 400	2:12.657	7 of 8	1.708	.167	198
11	31	Travis HALL (QLD) / Stitch Smith / Ricondi / Cooloola Panel & Paint / XXX Rated Susp. / Race Art Aust.	Yamaha R3 321	2:12.911	7 of 8	1.962	.254	193
12	57	Seth CRUMP (QLD) / KTM / Rock Oil	KTM RC 390	2:12.995	7 of 8	2.046	.084	199
13	11	Brandon DEMMERY (NSW) / Rustic Flooring / Surefire Security Group / YRD / Yamaha	Yamaha R3 321	2:13.550	8 of 8	2.601	.555	190
14	27	Max STAUFFER (NSW) / YRD / Yamaha / Chris Watson M-c / QEA / Shark Leathers / Rock Oil / Racers Edge	Yamaha R3 321	2:13.631	7 of 8	2.682	.081	195
15	10	Callum O'BRIEN (WA) / Kawasaki BCperformance / Kawasaki Motors Aust. / Landscapesupplies.com.au	Kawasaki EX 400	2:14.781	7 of 7	3.832	1.150	193
16	42	Kyle O'CONNELL (QLD) / Rustic Flooring / Surefire Security Group / YRD / Yamaha	Yamaha R3 321	2:14.866	8 of 8	3.917	.085	188
17	28	Tayla RELPH (QLD) / Kawasaki BCperformance / Kawasaki Motors Aust. / Landscapesupplies.com.au	Kawasaki EX 400	2:15.114	5 of 7	4.165	.248	191
18	47	Zylas BUNTING (NSW) / Shark Leathers / Barnetts Bakery Redpoint / Cols M-cycles / Hireahubby / Link Int.	Yamaha R3 321	2:15.153	6 of 8	4.204	.039	193
19	58	Mitch KUHNE (QLD) / Shark Leathers / Phresh Ink / Nolan Helmets / Liqui Moly / Moto Products / Earmold	Yamaha R3 321	2:16.330	6 of 8	5.381	1.177	191
20	36	Jordan SIMPSON (SA) / Simpson Crash / Simpson Signs	Yamaha R3 321	2:16.814	3 of 6	5.865	.484	187
21	97	Peter NERLICH (VIC) / TCN Racing	Kawasaki EX 300	2:17.257	6 of 8	6.308	.443	196
22	864	Tristan ADAMSON (QLD) / Frigo Adamson Legal Group	Yamaha R3 321	2:18.525	4 of 8	7.576	1.268	190

Chief Timekeeper - Scott Laine

Clerk of Course - Tom Williams


www.computime.com.au

COMPUTIME RACE TIMING SYSTEMS PTY LTD



2019



ASBK.COM.AU f t i y

Round 3 : The Bend Motorsports Park : April 25 - 28

YMI AUSTRALIAN SUPERSPORT 300 CHAMPIONSHIP

Qualifying 1

Date: 26/04/19
 Event: Q05
 Weather: Cloudy/windy - 15.4C
 Track: Dry - Temp: 17.6C

Started at: 16:55:08
 Laps: 20 Min
 Starters: 37
 Printed at: 17:27

PROVISIONAL CLASSIFICATION

Pos	No	Name	Machine	Fastest Lap	On Lap	Behind Leader	Behind Prev	Top Speed
23	23	Josh HALL (QLD) / Stitch Smith / Ricondi / Cooloola Panel & Paint / XXX Rated Susp. / Race Art Aust.	Yamaha R3 321	2:18.625	4 of 8	7.676	.100	191
24	99	Jacob HATCH (NSW) / Motocity / Jekyl & Hyde / Atomised Dust Systems	Yamaha R3 321	2:19.007	2 of 7	8.058	.382	185
25	22	Keegan PICKERING (NSW) / Sport Savvy Aust. / Team Jekyl & Hyde / Earmould Aust. / Kyzac Powdercoating	Yamaha R3 321	2:19.800	7 of 7	8.851	.793	190
26	74	Jacob ROULSTONE (NSW) / SSS M-cycles / Held Aust. / Schuberth Helmets / RS Taichi Aust. / MotoCity W'gong	Yamaha R3 321	2:20.405	2 of 5	9.456	.605	183
27	272	Connor SANDERSON (SA)	Kawasaki EX 300	2:21.192	6 of 7	10.243	.787	186
28	113	Bradley TRIVETT (NSW) / Ocean Shores Bakery	Kawasaki EX 300	2:22.125	2 of 4	11.176	.933	193
29	84	John CONDON (NSW) / Bikebiz	Kawasaki EX 300	2:22.740	5 of 8	11.791	.615	184
30	444	Ryan MOSCARDINI (QLD) / Suncity Yamaha / NQ Flooring / Patriots MCC / Forma Boots / Fast Bike Tyres	Yamaha R3 321	2:22.803	7 of 8	11.854	.063	187
31	89	Kristian AGOSTINI (NT) / Territory 3 Racing / Motorsports NT / Airoh Helmets	Yamaha R3 321	2:23.289	8 of 8	12.340	.486	179
32	30	Stephany KAPILAWI-JAMES (QLD) / Big Knobs Crash Sliders / HJC Helmets / Sidi	Kawasaki EX 400	2:23.310	7 of 7	12.361	.021	196
33	282	Cameron AGOSTINI (NT) / Territory 3 Racing / Motorsports NT / Airoh Helmets	Yamaha R3 321	2:23.623	5 of 8	12.674	.313	179
34	19	Craig WHITE (NSW) / WRP Bridgestone	Kawasaki EX 400	2:26.984	5 of 7	16.035	3.361	179
35	46	Lachlan O'BRIEN (NT) / Territory 3 Racing / TERRA / Motorsports NT / Airoh Helmets / Brown's Plastering	Yamaha R3 321	2:29.063	1 of 7	18.114	2.079	180
36	14	Sarah FAIRBROTHER (QLD) / Motorcycle Sportsmen of Qld	Yamaha R3 321	2:37.057	5 of 7	26.108	7.994	179
37	16	Lindsay RUSSELL (NSW) / Coastal Motorcycle Centre	Kawasaki EX 400	2:47.536	3 of 6	36.587	10.479	171

New best lap for SS300 class - Previous: 2:11.238 by Oliver SIMPSON (SA) on a Yamaha YZF-R3 set on 20/04/18

*** Indicative qualifying time - 2:26.663 ***

The results are provisional until the end of the time limit for protests and appeals.

Chief Timekeeper - Scott Laine

Clerk of Course - Tom Williams



www.computime.com.au

COMPUTIME RACE TIMING SYSTEMS PTY LTD



2019



Round 3 : The Bend Motorsports Park : April 25 - 28

YMI AUSTRALIAN SUPERSPORT 300 CHAMPIONSHIP

Qualifying 1

Date: 26/04/19
 Event: Q05
 Weather: Cloudy/windy - 15.4C
 Track: Dry - Temp: 17.6C

Started at: 16:55:08
 Laps: 20 Min
 Starters: 37
 Printed at: 17:27

PROVISIONAL LAP TIMES

No	Name	Lap 1	Lap 2	Lap 3	Lap 4	Lap 5	Lap 6	Lap 7	Lap 8
10	Callum O'BRIEN (WA)	2:32.372	2:14.976	2:19.382	2:56.180	2:15.524	2:16.174	2:14.781	
11	Brandon DEMMERY (NSW)	2:20.120	2:22.984	2:59.896	2:18.704	2:15.444	2:17.265	2:13.706	2:13.550
14	Sarah FAIRBROTHER (QLD)	2:44.143	2:39.497	2:41.042	2:38.476	2:37.057	2:38.443	2:38.087	
16	Lindsay RUSSELL (NSW)	2:51.922	2:49.805	2:47.536	2:49.451	2:47.715	2:47.752		
19	Craig WHITE (NSW)	2:31.429	2:28.471	2:27.926	2:27.381	2:26.984	2:27.995	2:28.183	
20	Hunter FORD (NSW)	2:12.981	2:11.801	2:11.859	2:11.624	2:11.010	2:13.416	2:11.386	
22	Keegan PICKERING (NSW)	2:22.492	2:21.832	2:21.121	2:39.447	3:15.736	2:20.782	2:19.800	
23	Josh HALL (QLD)	2:21.426	2:19.619	2:19.951	2:18.625	2:22.388	2:29.004	2:21.268	2:22.871
27	Max STAUFFER (NSW)	2:15.679	2:16.326	2:14.117	2:13.813	2:14.834	2:13.889	2:13.631	2:15.378
28	Tayla RELPH (QLD)	3:47.180	2:17.286	2:15.886	2:16.168	2:15.114	2:15.271	2:16.554	
30	Stephany KAPILAWI-JAMES (QLD)	2:26.043	2:24.589	2:36.694	4:33.377	2:31.592	2:23.431	2:23.310	
31	Travis HALL (QLD)	2:19.136	2:14.563	2:14.212	2:14.138	2:14.423	2:14.491	2:12.911	2:14.556
36	Jordan SIMPSON (SA)	2:18.871	2:17.868	2:16.814	2:17.959	2:18.741	2:17.109		
42	Kyle O'CONNELL (QLD)	2:19.210	2:17.022	2:15.726	2:16.247	2:16.490	2:16.234	2:15.716	2:14.866
43	Harry KHOURI (NSW)	2:15.185	2:14.926	2:13.782	2:13.631	2:15.927	2:12.724	2:12.532	2:11.989
45	Olly SIMPSON (SA)	2:12.225	2:11.350	2:11.578	2:11.431	2:10.949	2:21.255	3:49.865	2:11.115
46	Lachlan O'BRIEN (NT)	2:29.063	2:30.982	2:30.594	2:29.727	2:31.971	2:30.831	2:31.556	
47	Zylas BUNTING (NSW)	2:17.061	2:18.396	2:16.091	2:17.356	2:16.728	2:15.153	2:21.008	2:17.055
57	Seth CRUMP (QLD)	2:13.823	2:14.015	2:13.134	2:13.035	2:13.957	2:14.495	2:12.995	2:16.420
58	Mitch KUHNE (QLD)	2:19.478	2:17.650	2:17.395	2:16.390	2:17.736	2:16.330	2:44.852	2:21.295
66	Mitchell SIMPSON (SA)	2:16.063	2:14.106	2:12.455	2:12.857	2:16.601	2:13.786	2:13.647	2:14.265
72	Ben BAKER (NSW)	2:15.804	2:15.017	2:12.975	2:16.072	2:12.165	2:11.696	2:13.146	2:14.825
74	Jacob ROULSTONE (NSW)	3:16.006	2:20.405	3:10.191	3:33.630	3:07.500			
81	Senna AGIUS (NSW)	2:13.168	2:13.909	2:13.614	2:14.530	2:13.739	2:12.702	2:12.657	2:14.695
84	John CONDON (NSW)	2:26.945	2:25.137	2:23.841	2:22.941	2:22.740	2:23.895	2:22.771	2:23.081
87	Zac LEVY (QLD)	2:14.832	2:13.382	2:12.745	2:12.433	2:32.740	2:11.702	2:13.540	2:13.633
89	Kristian AGOSTINI (NT)	2:26.756	2:25.672	2:26.606	2:27.475	2:25.239	2:25.237	2:23.320	2:23.289
97	Peter NERLICH (VIC)	2:20.807	2:19.018	2:19.113	2:19.342	2:23.375	2:17.257	2:18.080	2:17.343
99	Jacob HATCH (NSW)	2:19.866	2:19.007	2:19.271	2:19.828	2:21.014	2:19.727	2:24.766	
113	Bradley TRIVETT (NSW)	2:24.165	2:22.125	2:22.528	2:23.009				
151	Locky TAYLOR (QLD)	2:15.058	2:15.081	2:13.966	2:14.316	2:14.182	2:12.490	2:12.845	2:13.672
272	Connor SANDERSON (SA)	2:21.817	2:21.519	2:30.057	2:55.337	2:23.488	2:21.192	2:24.246	
282	Cameron AGOSTINI (NT)	2:25.021	2:25.142	2:25.743	2:26.566	2:23.623	2:24.387	2:23.910	2:25.364
308	John LYTRAS (QLD)	2:14.538	2:13.288	2:12.270	2:12.467				
333	Yanni SHAW (NSW)	2:14.889	2:13.551	2:13.873	2:14.721	2:12.901	2:11.851	2:12.255	2:13.561
444	Ryan MOSCARDINI (QLD)	2:27.637	2:25.807	2:26.692	2:23.394	2:24.502	2:23.888	2:22.803	2:23.478
864	Tristan ADAMSON (QLD)	2:21.087	2:21.019	2:19.386	2:18.525	2:19.302	2:19.171	2:20.756	2:21.205

*** Indicative qualifying time - 2:26.663 ***

The results are provisional until the end of the time limit for protests and appeals.

Scott Laine
 Chief Timekeeper - Scott Laine

Tom Williams
 Clerk of Course - Tom Williams



2019



ASBK.COM.AU f t i y

Round 3 : The Bend Motorsports Park : April 25 - 28

YMI AUSTRALIAN SUPERSPORT 300 CHAMPIONSHIP

Qualifying 1

Date: 26/04/19
 Event: Q05
 Weather: Cloudy/windy - 15.4C
 Track: Dry - Temp: 17.6C

Started at: 16:55:08
 Laps: 20 Min
 Starters: 37
 Printed at: 17:27

PROVISIONAL SPLIT TIMES

Lap	Split 1	Split 2	Split 3	Split 4	Lap Time	Spd	Lap	Split 1	Split 2	Split 3	Split 4	Lap Time	Spd
10 Callum O'BRIEN (WA) (15th)													
1	38.090	39.329	35.222	38.368	2:31.009 P	126	1	1:10.173	44.545	38.171	38.127	3:11.016	98
2	46.135	38.240	33.685	34.312	2:32.372	136	2	33.814	42.150	37.804	37.661	2:31.429	175
3	29.935	37.635	33.472	33.934	2:14.976	192	3	32.582	41.667	36.706	37.516	2:28.471	177
4	29.718	37.495	35.531	36.638	2:19.382	193	4	32.497	41.382	36.999	37.048	2:27.926	178
5	29.764	50.764	49.905	45.747	2:56.180	191	5	32.385	41.456	36.603	36.937	2:27.381	178
6	29.946	37.784	33.241	34.553	2:15.524	192	6	32.191	41.307	36.499	36.987	2:26.984	179
7	29.729	37.128	34.627	34.690	2:16.174	192	7	32.533	42.137	36.435	36.890	2:27.995	177
8	30.133	37.481	33.361	33.806	2:14.781	190	8	32.210	41.762	36.833	37.378	2:28.183	176
11 Brandon DEMMERY (NSW) (13th)													
1	39.032	40.435	35.700	35.634	2:30.801	123	1	45.013	39.136	34.006	33.910	2:32.065	126
2	32.607	38.219	34.467	34.827	2:20.120	183	2	29.803	37.253	32.903	33.022	2:12.981	194
3	30.196	38.210	34.200	40.378	2:22.984 P	190	3	29.164	36.787	32.714	33.136	2:11.801	197
4	1:08.420	40.325	35.426	35.725	2:59.896	110	4	29.178	36.892	32.701	33.088	2:11.859	191
5	30.737	38.852	34.434	34.681	2:18.704	186	5	29.162	36.708	32.859	32.895	2:11.624	191
6	30.137	37.908	33.313	34.086	2:15.444	187	6	28.956	36.630	32.682	32.742	2:11.010	193
7	30.836	37.852	33.947	34.630	2:17.265	188	7	30.797	36.665	33.015	32.939	2:13.416	194
8	30.094	37.255	32.882	33.475	2:13.706	185	8	29.486	36.387	32.727	32.786	2:11.386	193
9	29.657	37.108	32.880	33.905	2:13.550	186							
14 Sarah FAIRBROTHER (QLD) (36th)													
1	53.760	44.906	40.767	40.774	3:00.207	119	1	56.514	40.512	35.327	36.440	2:48.793	125
2	34.257	46.921	43.245	39.720	2:44.143	177	2	31.917	39.580	35.500	35.495	2:22.492	186
3	33.723	45.408	40.762	39.604	2:39.497	179	3	31.144	40.262	34.642	35.784	2:21.832	190
4	34.447	46.049	41.268	39.278	2:41.042	176	4	31.741	39.004	35.191	35.185	2:21.121	186
5	34.010	45.141	40.284	39.041	2:38.476	178	5	31.264	39.065	37.722	51.396	2:39.447 P	188
6	33.235	44.611	40.074	39.137	2:37.057	179	6	1:25.537	39.324	35.279	35.596	3:15.736	77
7	33.369	46.528	40.148	38.398	2:38.443	175	7	31.464	39.013	35.155	35.150	2:20.782	187
8	33.307	44.980	39.832	39.968	2:38.087	176	8	31.117	38.418	35.423	34.842	2:19.800	189
16 Lindsay RUSSELL (NSW) (37th)													
1	53.784	49.266	42.663	42.560	3:08.273	103	1	41.782	42.874	36.111	34.979	2:35.746	124
2	36.844	49.156	43.514	42.408	2:51.922	165	2	31.643	39.742	35.191	34.850	2:21.426	191
3	36.297	49.745	42.106	41.657	2:49.805	166	3	31.203	39.308	34.495	34.613	2:19.619	187
4	36.459	47.954	41.399	41.724	2:47.536	166	4	30.785	39.421	34.831	34.914	2:19.951	187
5	35.745	49.000	41.687	43.019	2:49.451	171	5	30.639	38.788	34.579	34.619	2:18.625	189
6	35.643	48.322	41.671	42.079	2:47.715	167	6	31.128	40.095	36.307	34.858	2:22.388	186
7	36.118	47.625	41.380	42.629	2:47.752	169	7	31.307	43.551	37.871	36.275	2:29.004	188
19 Craig WHITE (NSW) (34th)													
1	1:10.173	44.545	38.171	38.127	3:11.016	98	1	45.013	39.136	34.006	33.910	2:32.065	126
2	33.814	42.150	37.804	37.661	2:31.429	175	2	29.803	37.253	32.903	33.022	2:12.981	194
3	32.582	41.667	36.706	37.516	2:28.471	177	3	29.164	36.787	32.714	33.136	2:11.801	197
4	32.497	41.382	36.999	37.048	2:27.926	178	4	29.178	36.892	32.701	33.088	2:11.859	191
5	32.385	41.456	36.603	36.937	2:27.381	178	5	29.162	36.708	32.859	32.895	2:11.624	191
6	32.191	41.307	36.499	36.987	2:26.984	179	6	28.956	36.630	32.682	32.742	2:11.010	193
7	32.533	42.137	36.435	36.890	2:27.995	177	7	30.797	36.665	33.015	32.939	2:13.416	194
8	32.210	41.762	36.833	37.378	2:28.183	176	8	29.486	36.387	32.727	32.786	2:11.386	193
20 Hunter FORD (NSW) (2nd)													
1	45.013	39.136	34.006	33.910	2:32.065	126	1	56.514	40.512	35.327	36.440	2:48.793	125
2	29.803	37.253	32.903	33.022	2:12.981	194	2	31.917	39.580	35.500	35.495	2:22.492	186
3	29.164	36.787	32.714	33.136	2:11.801	197	3	31.144	40.262	34.642	35.784	2:21.832	190
4	29.178	36.892	32.701	33.088	2:11.859	191	4	31.741	39.004	35.191	35.185	2:21.121	186
5	29.162	36.708	32.859	32.895	2:11.624	191	5	31.264	39.065	37.722	51.396	2:39.447 P	188
6	28.956	36.630	32.682	32.742	2:11.010	193	6	1:25.537	39.324	35.279	35.596	3:15.736	77
7	30.797	36.665	33.015	32.939	2:13.416	194	7	31.464	39.013	35.155	35.150	2:20.782	187
8	29.486	36.387	32.727	32.786	2:11.386	193	8	31.117	38.418	35.423	34.842	2:19.800	189
22 Keegan PICKERING (NSW) (25th)													
1	56.514	40.512	35.327	36.440	2:48.793	125	1	41.782	42.874	36.111	34.979	2:35.746	124
2	31.917	39.580	35.500	35.495	2:22.492	186	2	31.643	39.742	35.191	34.850	2:21.426	191
3	31.144	40.262	34.642	35.784	2:21.832	190	3	31.203	39.308	34.495	34.613	2:19.619	187
4	31.741	39.004	35.191	35.185	2:21.121	186	4	30.785	39.421	34.831	34.914	2:19.951	187
5	31.264	39.065	37.722	51.396	2:39.447 P	188	5	30.639	38.788	34.579	34.619	2:18.625	189
6	1:25.537	39.324	35.279	35.596	3:15.736	77	6	31.128	40.095	36.307	34.858	2:22.388	186
7	31.464	39.013	35.155	35.150	2:20.782	187	7	31.307	43.551	37.871	36.275	2:29.004	188
8	31.117	38.418	35.423	34.842	2:19.800	189	8	31.517	40.096	34.717	34.938	2:21.268	181
23 Josh HALL (QLD) (23th)													
1	41.782	42.874	36.111	34.979	2:35.746	124	9	32.868	40.062	35.238	34.703	2:22.871	179
2	31.643	39.742	35.191	34.850	2:21.426	191							
3	31.203	39.308	34.495	34.613	2:19.619	187							
4	30.785	39.421	34.831	34.914	2:19.951	187							
5	30.639	38.788	34.579	34.619	2:18.625	189							
6	31.128	40.095	36.307	34.858	2:22.388	186							
7	31.307	43.551	37.871	36.275	2:29.004	188							
8	31.517	40.096	34.717	34.938	2:21.268	181							
9	32.868	40.062	35.238	34.703	2:22.871	179							

Scott Laine
 Chief Timekeeper - Scott Laine

Tom Williams
 Clerk of Course - Tom Williams



2019



ASBK.COM.AU f t i y

Round 3 : The Bend Motorsports Park : April 25 - 28

YMI AUSTRALIAN SUPERSPORT 300 CHAMPIONSHIP

Qualifying 1

Date: 26/04/19
 Event: Q05
 Weather: Cloudy/windy - 15.4C
 Track: Dry - Temp: 17.6C

Started at: 16:55:08
 Laps: 20 Min
 Starters: 37
 Printed at: 17:27

PROVISIONAL SPLIT TIMES

Lap	Split 1	Split 2	Split 3	Split 4	Lap Time	Spd	Lap	Split 1	Split 2	Split 3	Split 4	Lap Time	Spd
27 Max STAUFFER (NSW) (14th)							9	30.077	36.871	33.237	34.371	2:14.556	185
1	37.363	39.501	35.604	34.822	2:27.290	122							
2	30.125	37.749	33.902	33.903	2:15.679	192							
3	30.042	37.717	34.519	34.048	2:16.326	189							
4	29.590	37.600	33.307	33.620	2:14.117	191							
5	29.910	37.324	33.337	33.242	2:13.813	189							
6	29.747	37.657	33.174	34.256	2:14.834	190							
7	30.023	37.462	32.999	33.405	2:13.889	195							
8	29.988	37.180	32.945	33.518	2:13.631	188							
9	29.820	37.737	34.301	33.520	2:15.378	194							
							36 Jordan SIMPSON (SA) (20th)						
1	35.217	39.754	35.323	35.382	2:25.676	119							
2	30.998	38.915	34.450	34.508	2:18.871	185							
3	30.446	38.614	34.569	34.239	2:17.868	187							
4	30.596	38.547	33.661	34.010	2:16.814	187							
5	30.562	38.110	34.113	35.174	2:17.959	187							
6	30.943	38.846	34.467	34.485	2:18.741	184							
7	30.797	37.911	34.297	34.104	2:17.109	184							
28 Tayla RELPH (QLD) (17th)							42 Kyle O'CONNELL (QLD) (16th)						
1	50.433	40.280	36.116	39.625	2:46.454 P	122	1	39.249	40.504	35.842	35.618	2:31.213	118
2	1:58.492	39.108	34.713	34.867	3:47.180	125	2	30.785	38.705	34.608	35.112	2:19.210	184
3	30.687	38.248	34.130	34.221	2:17.286	189	3	30.121	38.572	34.156	34.173	2:17.022	188
4	30.283	37.850	33.621	34.132	2:15.886	190	4	30.026	38.136	33.924	33.640	2:15.726	188
5	30.238	37.757	33.875	34.298	2:16.168	190	5	30.456	38.348	33.816	33.627	2:16.247	187
6	30.069	37.860	33.179	34.006	2:15.114	191	6	30.671	38.250	33.773	33.796	2:16.490	188
7	30.132	37.919	33.040	34.180	2:15.271	191	7	30.165	38.170	34.137	33.762	2:16.234	187
8	30.236	38.087	34.142	34.089	2:16.554	189	8	30.461	38.336	33.514	33.405	2:15.716	184
							9	30.262	38.103	33.319	33.182	2:14.866	185
30 Stephany KAPILAWI-JAMES (QLD) (32th)							43 Harry KHOURI (NSW) (6th)						
1	47.284	41.756	37.583	37.942	2:44.565	106	1	32.983	37.569	33.884	34.139	2:18.575	129
2	31.862	40.493	37.277	36.411	2:26.043	194	2	30.139	37.707	33.526	33.813	2:15.185	188
3	31.601	40.630	36.490	35.868	2:24.589	196	3	29.859	37.635	33.521	33.911	2:14.926	190
4	31.216	42.193	39.133	44.152	2:36.694 P	195	4	29.950	37.115	33.371	33.346	2:13.782	190
5	2:39.982	41.583	36.064	35.748	4:33.377	112	5	29.784	37.113	33.218	33.516	2:13.631	191
6	38.737	40.475	36.095	36.285	2:31.592	195	6	30.018	38.513	34.404	32.992	2:15.927	195
7	31.752	39.907	36.009	35.763	2:23.431	194	7	29.412	37.189	32.973	33.150	2:12.724	197
8	31.406	39.822	36.015	36.067	2:23.310	194	8	29.520	37.131	32.976	32.905	2:12.532	194
							9	29.327	36.794	32.946	32.922	2:11.989	196
31 Travis HALL (QLD) (11th)							45 Oily SIMPSON (SA) (1st)						
1	40.557	39.387	36.295	34.627	2:30.866	121	1	31.164	37.206	33.135	33.413	2:14.918	127
2	32.559	37.707	34.485	34.385	2:19.136	182	2	29.675	36.742	32.812	32.996	2:12.225	185
3	30.059	37.446	33.406	33.652	2:14.563	184	3	29.571	36.615	32.367	32.797	2:11.350	186
4	29.826	37.408	33.783	33.195	2:14.212	190	4	29.646	36.302	32.516	33.114	2:11.578	187
5	29.723	36.977	33.133	34.305	2:14.138	192	5	29.458	36.335	32.375	33.263	2:11.431	187
6	29.653	37.515	33.669	33.586	2:14.423	193	6	29.437	36.414	32.355	32.743	2:10.949	187
7	29.722	38.679	32.805	33.285	2:14.491	188							
8	29.704	37.079	32.915	33.213	2:12.911	188							

Scott Laine
 Chief Timekeeper - Scott Laine

Tom Williams
 Clerk of Course - Tom Williams



2019



ASBK.COM.AU f t i y

Round 3 : The Bend Motorsports Park : April 25 - 28

YMI AUSTRALIAN SUPERSPORT 300 CHAMPIONSHIP

Qualifying 1

Date: 26/04/19
Event: Q05
Weather: Cloudy/windy - 15.4C
Track: Dry - Temp: 17.6C

Started at: 16:55:08
Laps: 20 Min
Starters: 37
Printed at: 17:27

PROVISIONAL SPLIT TIMES

Lap	Split 1	Split 2	Split 3	Split 4	Lap Time	Spd	Lap	Split 1	Split 2	Split 3	Split 4	Lap Time	Spd
7	29.430	37.903	33.129	40.793	2:21.255 P	188	4	29.940	38.660	34.403	34.392	2:17.395	191
8	2:06.210	37.826	32.980	32.849	3:49.865	130	5	30.338	38.219	33.636	34.197	2:16.390	187
9	29.488	36.271	32.197	33.159	2:11.115	187	6	30.287	39.019	34.246	34.184	2:17.736	184
							7	30.272	38.295	33.571	34.192	2:16.330	184
							8	30.666	49.225	47.121	37.840	2:44.852	189
							9	30.490	42.241	34.345	34.219	2:21.295	184
46 Lachlan O'BRIEN (NT) (35th)													
1	40.641	43.928	37.469	37.247	2:39.285	118							
2	32.220	41.934	37.353	37.556	2:29.063	180							
3	32.783	43.227	37.506	37.466	2:30.982	180							
4	33.008	42.538	37.618	37.430	2:30.594	178	66 Mitchell SIMPSON (SA) (8th)						
5	32.925	42.397	36.953	37.452	2:29.727	178	1	34.657	38.596	34.326	34.262	2:21.841	123
6	33.365	42.958	37.506	38.142	2:31.971	178	2	30.688	37.936	33.338	34.101	2:16.063	181
7	33.411	42.698	37.452	37.270	2:30.831	176	3	30.273	37.361	33.185	33.287	2:14.106	184
8	33.025	43.522	37.655	37.354	2:31.556	176	4	29.480	36.980	32.871	33.124	2:12.455	190
							5	29.627	36.833	32.833	33.564	2:12.857	193
							6	29.643	39.308	33.497	34.153	2:16.601	194
							7	29.990	37.359	32.755	33.682	2:13.786	186
47 Zylas BUNTING (NSW) (18th)							8	30.038	37.423	32.760	33.426	2:13.647	184
1	35.036	39.345	34.201	35.124	2:23.706	124	9	30.259	37.630	32.945	33.431	2:14.265	182
2	30.361	38.138	33.857	34.705	2:17.061	192							
3	30.464	38.959	34.416	34.557	2:18.396	186	72 Ben BAKER (NSW) (3rd)						
4	29.967	38.123	33.772	34.229	2:16.091	191	1	32.504	38.395	34.177	33.909	2:18.985	127
5	30.264	38.420	34.076	34.596	2:17.356	189	2	29.996	37.328	34.766	33.714	2:15.804	191
6	30.354	38.204	33.747	34.423	2:16.728	184	3	29.496	38.353	33.497	33.671	2:15.017	191
7	29.883	37.811	33.523	33.936	2:15.153	193	4	29.260	37.445	33.140	33.130	2:12.975	191
8	33.849	38.829	33.904	34.426	2:21.008	186	5	29.470	36.965	35.658	33.979	2:16.072	189
9	30.655	38.204	33.876	34.320	2:17.055	182	6	29.284	36.808	33.104	32.969	2:12.165	190
							7	29.196	36.521	32.699	33.280	2:11.696	189
57 Seth CRUMP (QLD) (12th)							8	29.473	36.841	33.469	33.363	2:13.146	192
1	46.086	38.717	34.880	33.984	2:33.667	130	9	29.190	37.275	34.011	34.349	2:14.825	188
2	29.957	37.205	33.277	33.384	2:13.823	199							
3	29.830	37.157	33.502	33.526	2:14.015	195	74 Jacob ROULSTONE (NSW) (26th)						
4	29.703	36.860	33.339	33.232	2:13.134	191	1	36.228	40.250	35.761	1:13.180	3:05.419 P	126
5	29.525	36.878	33.212	33.420	2:13.035	192	2	1:09.704	2:06.302	2:40.647	35.359	3:16.006	131
6	29.504	36.999	33.310	34.144	2:13.957	194	3	30.759	39.903	35.100	34.643	2:20.405	183
7	30.677	37.376	33.178	33.264	2:14.495	189	4	30.673	1:03.112	49.415	46.991	3:10.191 P	183
8	29.498	36.916	33.229	33.352	2:12.995	191	5		2:04.503	35.549	53.578	3:33.630	130
9	29.961	38.784	34.178	33.497	2:16.420	187	6	37.989	1:07.066	36.833	45.612	3:07.500 P	180
58 Mitch KUHNE (QLD) (19th)													
1	50.518	39.422	35.934	35.584	2:41.458	127	81 Senna AGIUS (NSW) (10th)						
2	30.895	38.817	35.199	34.567	2:19.478	187	1	34.515	38.705	34.191	33.534	2:20.945	124
3	30.791	38.458	34.103	34.298	2:17.650	188	2	29.624	36.839	33.301	33.404	2:13.168	195

Chief Timekeeper - Scott Laine

Clerk of Course - Tom Williams



www.computime.com.au

COMPUTIME RACE TIMING SYSTEMS PTY LTD



2019



ASBK.COM.AU f t i y

Round 3 : The Bend Motorsports Park : April 25 - 28

YMI AUSTRALIAN SUPERSPORT 300 CHAMPIONSHIP

Qualifying 1

Date: 26/04/19
 Event: Q05
 Weather: Cloudy/windy - 15.4C
 Track: Dry - Temp: 17.6C

Started at: 16:55:08
 Laps: 20 Min
 Starters: 37
 Printed at: 17:27

PROVISIONAL SPLIT TIMES

Lap	Split 1	Split 2	Split 3	Split 4	Lap Time	Spd	Lap	Split 1	Split 2	Split 3	Split 4	Lap Time	Spd	
							97 Peter NERLICH (VIC) (21th)							
3	29.883	37.481	33.090	33.455	2:13.909	198								
4	29.861	36.964	33.346	33.443	2:13.614	193	1	42.235	41.577	35.838	35.950	2:35.600	126	
5	29.948	37.504	33.660	33.418	2:14.530	191	2	30.932	39.395	35.283	35.197	2:20.807	196	
6	29.369	37.512	33.225	33.633	2:13.739	196	3	30.688	39.036	34.320	34.974	2:19.018	193	
7	29.573	36.889	32.886	33.354	2:12.702	195	4	30.561	39.391	34.449	34.712	2:19.113	190	
8	29.492	36.782	33.045	33.338	2:12.657	195	5	31.160	39.617	34.149	34.416	2:19.342	190	
9	29.367	37.557	33.809	33.962	2:14.695	195	6	30.508	42.442	35.840	34.585	2:23.375	195	
							84 John CONDON (NSW) (29th)							
1	43.638	42.788	37.789	37.363	2:41.578	123	7	30.385	38.636	33.839	34.397	2:17.257	191	
2	32.425	41.968	36.156	36.396	2:26.945	183	8	30.454	38.728	34.448	34.450	2:18.080	190	
3	32.106	41.460	35.838	35.733	2:25.137	184	9	30.714	38.555	33.955	34.119	2:17.343	189	
							99 Jacob HATCH (NSW) (24th)							
1	31.895	40.544	35.266	36.136	2:23.841	184	1	35.523	40.610	35.520	35.405	2:27.058	120	
2	31.777	40.296	35.409	35.459	2:22.941	184	2	31.239	39.258	34.736	34.633	2:19.866	185	
3	31.865	40.464	35.023	35.388	2:22.740	184	3	31.187	38.932	34.360	34.528	2:19.007	182	
4	31.775	40.331	36.236	35.553	2:23.895	183	4	31.073	39.022	34.337	34.839	2:19.271	184	
5	31.785	39.712	35.301	35.973	2:22.771	184	5	30.940	39.985	34.249	34.654	2:19.828	181	
6	32.101	40.819	34.887	35.274	2:23.081	182	6	31.291	41.144	34.258	34.321	2:21.014	179	
							87 Zac LEVY (QLD) (4th)							
1	35.792	38.693	34.487	34.346	2:23.318	124	7	31.078	39.591	34.065	34.993	2:19.727	179	
2	30.261	37.244	33.420	33.907	2:14.832	187	8	31.686	43.085	35.028	34.967	2:24.766	178	
3	29.796	37.085	32.992	33.509	2:13.382	188								
4	29.534	37.044	33.002	33.165	2:12.745	191	113 Bradley TRIVETT (NSW) (28th)							
5	29.098	36.809	33.172	33.354	2:12.433	192	1	47.608	41.756	37.702	37.387	2:44.453	121	
6	29.221	52.187	37.800	33.532	2:32.740	194	2	32.064	40.669	35.576	35.856	2:24.165	193	
7	29.169	36.787	32.627	33.119	2:11.702	191	3	30.964	39.650	35.795	35.716	2:22.125	192	
8	29.542	37.174	33.248	33.576	2:13.540	188	4	31.543	39.639	35.584	35.762	2:22.528	190	
9	29.898	36.813	33.278	33.644	2:13.633	187	5	31.248	39.789	36.341	35.631	2:23.009	192	
							151 Locky TAYLOR (QLD) (9th)							
							1	31.770	38.428	34.505	33.940	2:18.643	127	
							2	30.271	37.165	33.691	33.931	2:15.058	186	
							3	30.111	38.090	33.579	33.301	2:15.081	190	
							4	30.039	37.563	33.095	33.269	2:13.966	186	
							5	30.038	37.265	33.586	33.427	2:14.316	190	
							6	29.608	37.548	33.686	33.340	2:14.182	191	
							7	29.447	36.989	32.772	33.282	2:12.490	192	
							8	29.685	37.074	33.220	32.866	2:12.845	188	
							9	29.199	36.758	33.989	33.726	2:13.672	193	
							89 Kristian AGOSTINI (NT) (31th)							
1	41.015	43.079	36.757	36.734	2:37.585	117								
2	32.122	41.235	37.191	36.208	2:26.756	179								
3	31.951	41.292	36.305	36.124	2:25.672	179								
4	31.920	41.280	36.525	36.881	2:26.606	179								
5	32.034	41.386	37.199	36.856	2:27.475	178								
6	32.036	40.678	36.779	35.746	2:25.239	178								
7	31.933	40.487	37.272	35.545	2:25.237	179								
8	31.549	40.141	36.107	35.523	2:23.320	178								
9	31.950	39.949	35.972	35.418	2:23.289	179								
							272 Connor SANDERSON (SA) (27th)							

Scott Laine
 Chief Timekeeper - Scott Laine

Tom Williams
 Clerk of Course - Tom Williams



2019



ASBK.COM.AU f t i y

Round 3 : The Bend Motorsports Park : April 25 - 28

YMI AUSTRALIAN SUPERSPORT 300 CHAMPIONSHIP

Qualifying 1

Date: 26/04/19
 Event: Q05
 Weather: Cloudy/windy - 15.4C
 Track: Dry - Temp: 17.6C

Started at: 16:55:08
 Laps: 20 Min
 Starters: 37
 Printed at: 17:27

PROVISIONAL SPLIT TIMES

Lap	Split 1	Split 2	Split 3	Split 4	Lap Time	Spd	Lap	Split 1	Split 2	Split 3	Split 4	Lap Time	Spd
1	37.790	41.274	36.838	36.316	2:32.218	114	4	29.349	37.117	32.893	34.514	2:13.873	197
2	31.986	39.257	34.921	35.653	2:21.817	186	5	29.583	37.058	32.970	35.110	2:14.721	193
3	31.956	39.132	34.784	35.647	2:21.519	181	6	29.849	37.234	32.653	33.165	2:12.901	195
4	31.442	40.424	35.802	42.389	2:30.057 P	183	7	29.439	36.896	32.507	33.009	2:11.851	195
5	1:02.920	40.305	36.494	35.618	2:55.337	66	8	29.212	36.785	32.826	33.432	2:12.255	195
6	32.373	40.105	35.230	35.780	2:23.488	180	9	29.405	37.576	33.309	33.271	2:13.561	194
7	31.918	39.333	34.742	35.199	2:21.192	178	444 Ryan MOSCARDINI (QLD) (30th)						
8	31.733	41.214	36.290	35.009	2:24.246	176	1	45.062	42.454	37.656	37.030	2:42.202	122
282 Cameron AGOSTINI (NT) (33th)							2	32.287	42.102	37.064	36.184	2:27.637	187
1	39.885	42.176	36.784	36.008	2:34.853	116	3	31.876	40.855	36.417	36.659	2:25.807	185
2	32.424	41.028	35.581	35.988	2:25.021	179	4	31.656	41.630	37.440	35.966	2:26.692	185
3	31.703	41.258	36.161	36.020	2:25.142	178	5	31.522	40.397	35.680	35.795	2:23.394	184
4	31.975	41.286	36.691	35.791	2:25.743	179	6	31.697	40.890	36.007	35.908	2:24.502	184
5	31.905	41.407	37.468	35.786	2:26.566	179	7	31.587	40.412	36.174	35.715	2:23.888	187
6	31.368	40.309	36.206	35.740	2:23.623	177	8	31.550	40.216	35.457	35.580	2:22.803	181
7	31.825	40.599	36.079	35.884	2:24.387	179	9	32.374	40.041	35.742	35.321	2:23.478	182
8	31.810	40.529	35.986	35.585	2:23.910	177	864 Tristan ADAMSON (QLD) (22th)						
9	32.230	40.974	36.349	35.811	2:25.364	178	1	40.418	40.744	36.360	35.748	2:33.270	126
308 John LYTRAS (QLD) (7th)							2	31.329	39.382	35.275	35.101	2:21.087	188
1	36.418	38.911	34.415	33.979	2:23.723	128	3	31.072	38.963	35.122	35.862	2:21.019	187
2	30.029	37.443	33.281	33.785	2:14.538	197	4	31.160	39.019	34.547	34.660	2:19.386	183
3	29.559	37.551	32.828	33.350	2:13.288	190	5	30.812	38.910	34.324	34.479	2:18.525	190
4	29.388	37.002	32.974	32.906	2:12.270	193	6	30.742	38.888	34.927	34.745	2:19.302	185
5	29.345	36.387	33.362	33.373	2:12.467	197	7	31.300	38.698	34.174	34.999	2:19.171	184
333 Yanni SHAW (NSW) (5th)							8	31.434	39.212	35.542	34.568	2:20.756	182
1	48.090	38.886	35.090	34.175	2:36.241	123	9	32.557	39.315	34.553	34.780	2:21.205	182
2	30.543	37.388	33.554	33.404	2:14.889	200							
3	29.537	37.396	33.199	33.419	2:13.551	200							

*** Indicative qualifying time - 2:26.663 ***

The results are provisional until the end of the time limit for protests and appeals.

Chief Timekeeper - Scott Laine

Clerk of Course - Tom Williams



www.computime.com.au

COMPUTIME RACE TIMING SYSTEMS PTY LTD



2019



ASBK.COM.AU f t i y

Round 3 : The Bend Motorsports Park : April 25 - 28

YMI AUSTRALIAN SUPERSPORT 300 CHAMPIONSHIP

Qualifying 1

Date: 26/04/19
Event: Q05
Weather: Cloudy/windy - 15.4C
Track: Dry - Temp: 17.6C


Started at: 16:55:08
Laps: 20 Min
Starters: 37
Printed at: 17:27


PROVISIONAL FASTEST LAPS SEQUENCE

Race Time	No	Name	Machine	Fastest Lap	On Lap
4:27.143	45	Oilly SIMPSON (SA)	Yamaha R3 321	2:12.225	1
6:38.493	45	Oilly SIMPSON (SA)	Yamaha R3 321	2:11.350	2
13:12.451	45	Oilly SIMPSON (SA)	Yamaha R3 321	2:10.949	5

*** Indicative qualifying time - 2:26.663 ***

The results are provisional until the end of the time limit for protests and appeals.


Chief Timekeeper - Scott Lain


Clerk of Course - Tom Williams



www.computime.com.au
COMPUTIME RACE TIMING SYSTEMS PTY LTD

2019



Round 3 : The Bend Motorsports Park : April 25 - 28

YMI AUSTRALIAN SUPERSPORT 300 CHAMPIONSHIP

Qualifying 1

Date: 26/04/19
 Event: Q05
 Weather: Cloudy/windy - 15.4C
 Track: Dry - Temp: 17.6C

Started at: 16:55:08
 Laps: 20 Min
 Starters: 37
 Printed at: 17:27

PROVISIONAL BEST PARTIAL TIMES

Pos	Split 1		Split 2		Split 3		Split 4		LAP		Ideal	Fastest
	Name	Time	Name	Time	Name	Time	Name	Time	Name			
1	H. FORD	28.694	O. SIMPSON	36.271	O. SIMPSON	32.197	H. FORD	32.742	H. FORD	2:10.505	2:11.010	
2	Z. LEVY	29.098	H. FORD	36.387	Y. SHAW	32.507	O. SIMPSON	32.743	O. SIMPSON	2:10.641	2:10.949	
3	B. BAKER	29.190	J. LYTRAS	36.387	Z. LEVY	32.627	L. TAYLOR	32.866	B. BAKER	2:11.379	2:11.696	
4	L. TAYLOR	29.199	B. BAKER	36.521	H. FORD	32.682	H. KHOURI	32.905	J. LYTRAS	2:11.466	2:12.270	
5	Y. SHAW	29.212	L. TAYLOR	36.758	B. BAKER	32.699	J. LYTRAS	32.906	Y. SHAW	2:11.513	2:11.851	
6	H. KHOURI	29.327	S. AGIUS	36.782	M. SIMPSON	32.755	B. BAKER	32.969	L. TAYLOR	2:11.595	2:12.490	
7	J. LYTRAS	29.345	Y. SHAW	36.785	L. TAYLOR	32.772	Y. SHAW	33.009	Z. LEVY	2:11.631	2:11.702	
8	S. AGIUS	29.367	Z. LEVY	36.787	T. HALL	32.805	Z. LEVY	33.119	H. KHOURI	2:11.972	2:11.989	
9	O. SIMPSON	29.430	H. KHOURI	36.794	J. LYTRAS	32.828	M. SIMPSON	33.124	M. SIMPSON	2:12.192	2:12.455	
10	M. SIMPSON	29.480	M. SIMPSON	36.833	B. DEMMERY	32.880	K. O'CONNELL	33.182	S. AGIUS	2:12.373	2:12.657	
11	S. CRUMP	29.498	S. CRUMP	36.860	S. AGIUS	32.886	T. HALL	33.195	T. HALL	2:12.524	2:12.911	
12	M. STAUFFER	29.590	T. HALL	36.871	M. STAUFFER	32.945	S. CRUMP	33.232	S. CRUMP	2:12.768	2:12.995	
13	T. HALL	29.653	B. DEMMERY	37.108	H. KHOURI	32.946	M. STAUFFER	33.242	M. STAUFFER	2:12.957	2:13.631	
14	B. DEMMERY	29.657	C. O'BRIEN	37.128	C. O'BRIEN	32.950	S. AGIUS	33.338	B. DEMMERY	2:13.120	2:13.550	
15	C. O'BRIEN	29.718	M. STAUFFER	37.180	T. RELPH	33.040	B. DEMMERY	33.475	C. O'BRIEN	2:13.602	2:14.781	
16	Z. BUNTING	29.883	T. RELPH	37.757	S. CRUMP	33.178	C. O'BRIEN	33.806	K. O'CONNELL	2:14.630	2:14.866	
17	M. KUHNE	29.940	Z. BUNTING	37.811	K. O'CONNELL	33.319	Z. BUNTING	33.936	T. RELPH	2:14.872	2:15.114	
18	K. O'CONNELL	30.026	J. SIMPSON	37.911	Z. BUNTING	33.523	T. RELPH	34.006	Z. BUNTING	2:15.153	2:15.153	
19	T. RELPH	30.069	K. O'CONNELL	38.103	M. KUHNE	33.571	J. SIMPSON	34.010	M. KUHNE	2:15.914	2:16.330	
20	J. SIMPSON	30.374	M. KUHNE	38.219	J. SIMPSON	33.661	P. NERLICH	34.119	J. SIMPSON	2:15.956	2:16.814	
21	P. NERLICH	30.385	K. PICKERING	38.418	P. NERLICH	33.839	M. KUHNE	34.184	P. NERLICH	2:16.898	2:17.257	
22	J. HALL	30.639	P. NERLICH	38.555	J. HATCH	34.065	J. HATCH	34.321	T. ADAMSON	2:18.093	2:18.525	
23	J. ROULSTONE	30.673	T. ADAMSON	38.698	T. ADAMSON	34.174	T. ADAMSON	34.479	J. HATCH	2:18.258	2:19.007	
24	T. ADAMSON	30.742	J. HALL	38.788	J. HALL	34.495	J. HALL	34.613	J. HALL	2:18.535	2:18.625	
25	J. HATCH	30.940	J. HATCH	38.932	K. PICKERING	34.642	J. ROULSTONE	34.643	K. PICKERING	2:19.019	2:19.800	
26	B. TRIVETT	30.964	C. SANDERSO	39.132	C. SANDERSO	34.742	K. PICKERING	34.842	J. ROULSTONE	2:20.319	2:20.405	
27	K. PICKERING	31.117	B. TRIVETT	39.639	J. CONDON	34.887	C. SANDERSO	35.009	C. SANDERSO	2:20.325	2:21.192	
28	S. KAPILAWI-J	31.216	J. CONDON	39.712	J. ROULSTONE	35.100	J. CONDON	35.274	J. CONDON	2:21.648	2:22.740	
29	C. AGOSTINI	31.368	S. KAPILAWI-J	39.822	R. MOSCARDIN	35.457	R. MOSCARDIN	35.321	B. TRIVETT	2:21.694	2:22.125	
30	C. SANDERSO	31.442	J. ROULSTONE	39.903	B. TRIVETT	35.460	K. AGOSTINI	35.418	R. MOSCARDIN	2:22.341	2:22.803	
31	R. MOSCARDIN	31.522	K. AGOSTINI	39.949	C. AGOSTINI	35.581	C. AGOSTINI	35.585	S. KAPILAWI-J	2:22.795	2:23.310	
32	K. AGOSTINI	31.549	R. MOSCARDIN	40.041	K. AGOSTINI	35.972	B. TRIVETT	35.631	C. AGOSTINI	2:22.843	2:23.623	
33	J. CONDON	31.775	C. AGOSTINI	40.309	S. KAPILAWI-J	36.009	S. KAPILAWI-J	35.748	K. AGOSTINI	2:22.888	2:23.289	
34	C. WHITE	32.191	C. WHITE	41.307	C. WHITE	36.435	C. WHITE	36.890	C. WHITE	2:26.823	2:26.984	
35	L. O'BRIEN	32.220	L. O'BRIEN	41.934	L. O'BRIEN	36.953	L. O'BRIEN	37.270	L. O'BRIEN	2:28.377	2:29.063	
36	S. FAIRBROTH	33.235	S. FAIRBROTH	44.611	S. FAIRBROTH	39.832	S. FAIRBROTH	38.398	S. FAIRBROTH	2:36.076	2:37.057	
37	L. RUSSELL	35.643	L. RUSSELL	47.625	L. RUSSELL	41.380	L. RUSSELL	41.657	L. RUSSELL	2:46.305	2:47.536	

*** Indicative qualifying time - 2:26.663 ***

The results are provisional until the end of the time limit for protests and appeals.

Scott Laine
 Chief Timekeeper - Scott Laine

Tom Williams
 Clerk of Course - Tom Williams



2019



ASBK.COM.AU f t i y

Round 3 : The Bend Motorsports Park : April 25 - 28

YMI AUSTRALIAN SUPERSPORT 300 CHAMPIONSHIP

Qualifying 1

Date: 26/04/19
Event: Q05
Weather: Cloudy/windy - 15.4C
Track: Dry - Temp: 17.6C

Started at: 16:55:08
Laps: 20 Min
Starters: 37
Printed at: 17:27


PROVISIONAL RACE INFORMATION

Time	Description
16:55:08	Event Start
17:08:02	Rider 308 (John LYTRAS) CRASHED TURN 9 - RIDER UP
17:12:42	Rider 36 (Jordan SIMPSON) CRASHED TURN 6 - RIDER UP
17:13:54	Rider 36 (Jordan SIMPSON) CRASHED TURN 6 - RESUMED
17:14:53	Rider 99 (Jacob HATCH) CRASHED TURN 2 - RIDER UP
17:15:10	Chequered Flag
17:17:03	Rider 10 (Callum O'BRIEN) CRASHED TURN 17 - RESUMED
17:19:44	Event Finish

*** Indicative qualifying time - 2:26.663 ***

The results are provisional until the end of the time limit for protests and appeals.


Chief Timekeeper - Scott Lain


Clerk of Course - Tom Williams



www.computime.com.au
COMPUTIME RACE TIMING SYSTEMS PTY LTD

